

## Simple and Secure Wi-Fi System for SMB Offices

OFFICE 1-2-3  
Office Wi-Fi System



AC 1300 Wave 2



1 Office → 2 Easy Steps → 3 Wi-Fi Networks

### KEY FEATURES

- **Dedicated Office Wi-Fi:** Designed for high density offices for 100 employees or less, ideal for crowded environments and BYOE (Bring Your Own Everything) workplace Wi-Fi connection.
- **Easy Setup, Self-Managed & Pre-Configured Wi-Fi System:** Three pre-configured APs with self-managed functions for easy setup.
- **Secure & Separated Wi-Fi Networks:** Three separate Wi-Fi networks by default – office, guest and Wi-Fi device – secure Wi-Fi network. Supports up to 32 SSIDs (16 x 2.4GHz & 16 x 5GHz) in total and is ideal for different departmental groups or user groups.
- **Easy Operation:** Quick and easy configuration with Windows-based IP Finder and Smart IP Finder, Office 123 app, for Android and iOS smartphones and tablets.
- **Maximized Cost Efficiency:** No need for server or controller software and no extra license fee that saves total cost of ownership (TCO).
- **Expandable Wi-Fi System:** Includes three AC1300 ceiling mount APs and is expandable with CAP1300 Office +1 add-on AP, up to a total of 16 APs.
- **Flexible PoE Deployment:** Supports IEEE 802.3at and IEEE 802.3af PoE for flexible network deployment.
- **High-Speed 802.11ac Wave 2 & Efficient MU-MIMO:** Features IEEE 802.11ac concurrent dual-band with 1300Mbps (2.4GHz at 400Mbps and 5GHz at 867Mbps) wireless speed and serves multiple devices simultaneously to enhance connected devices capacity.
- **High Performance Wi-Fi:** Beamforming improves Wi-Fi performance with targeted, directional signals for better range and reliability. AirTime Fairness (ATF) function to optimize Wi-Fi speed among each client and eliminate Wi-Fi lag. Band Steering balances channel utilization, enabling high capacity environment.
- **Built-in RADIUS Server:** Manages up to 256 user accounts.

The Edimax Office 1-2-3, the simple, secure, complete and expandable Wi-Fi system, designed to meet the needs of small to medium offices. Industrial-grade performance and built-quality, in combination with easy operation, super-fast wireless speed, an extensive feature set and a practical, ceiling-mount design to make one ideal solution for modern business environments – in working areas, meeting rooms, lobby or open spaces.

For secure Wi-Fi access and management, 3 Wi-Fi networks of office employee, guest and Wi-Fi device are separated by default, and managed with dedicated icon-based intuitive user interface. Each of these Wi-Fi networks has different login authentication. Best of all, the APs are self-managed and pre-configured without the need for a controller or server and no extra license fee.

Featuring the latest IEEE 802.11ac Wave 2 technology for dual-band wireless speeds up to 1300Mbps, the Office 1-2-3 supports MU-MIMO (Multiple User – Multiple In Multiple Out) with enhanced device capacity, Beamforming, AirTime Fairness, and Band Steering improve Wi-Fi range, reliability and performance.

Office 1-2-3 includes three APs and is expandable with CAP1300 Office +1 add-on AP, up to a total of 16 APs. High-density capacity for up to 100 simultaneous users per AP, this is ideal for BYOE workplaces with a high volume of users and wireless devices. Power over Ethernet (PoE) support allows for deployment flexibility and extensive network options for company MIS departments and network administrators.

The Edimax Office 1-2-3 and its potential applications in office environments is perfect for businesses with security, flexibility and speed demand in mind. The Edimax Pro series is designed to help your businesses and provide the connectivity that you need every day, with safety and effectiveness guaranteed.

### Easy Setup, Self-Managed & Pre-Configured Wi-Fi System

The Office 1-2-3 Office Wi-Fi System starter kit comes with three access points that can communicate between themselves. Just plug them into existing office network and the system will self configure. One AP is default as the master AP to manage the rest. Firmware upgrade made easy – All connected APs can be group-upgraded with a simple master AP command. The system is expandable for up to 16 access points in total, with additional “CAP1300 Office +1” single AP package available.



**Office 123**  
IP Finder app for smartphones or tablets



1. Connect the Office 1-2-3 APs to the existing network via switch. (APs can be powered on by PoE)
2. Download the IP Finder utility and the system will find the Office 1-2-3 APs automatically.
3. Follow the wizard instructions of web- and icon-based UI and easily configure the Wi-Fi networks in few steps.




### License-Free Intuitive UI, Simple yet Powerful

Built-in with the AP management software, no need for server or controller software and no extra license fee that saves total cost of ownership (TCO). The dedicated icon-based user interface of Office 1-2-3 can easily walk you through the entire process of setting up the Wi-Fi networks. It allows you to import, export or print account information. E-MAP function can display your floor plan with AP location and Wi-Fi coverage. Lastly, you can customize captive portal(s) for your office. All major functions of a much bigger system – all covered in Office 1-2-3.

### Secure and Separate Wi-Fi Networks

By default, each AP has three Wi-Fi networks: office, guest and device networks. Each network has its own secure authentication. Each employee is given a different Wi-Fi access key in office networks. This is secure and prevents access of sensitive data in the office network from unwanted intruders (e.g. ex-employee). For guest networks, only pre-defined IP can access the Internet with an expiry time. Device networks are for wireless equipment that cannot authenticate itself.



Office Network

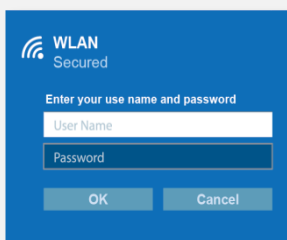
Guest Network

Device Network

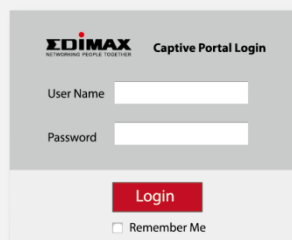
### Three Easy Ways of Authentication

**Office networks** use radius function that works like Wi-Fi access key. Enter the password once and it will remember. Each employee will have his/her own Wi-Fi access key. **Guest networks** use SMS authentication and captive portal login. Administrators can print out account tickets for the guests and setup expiry time. **Device networks** use access control list for wireless equipment that are unable to enter account information.

Office Network



Guest Network



Device Network

Device Name	MAC Address
IPCAM1	00:34:45:66:1A:01
IPCAM2	00:34:45:66:1A:02
IPCAM3	00:34:45:66:1A:03
Printer1	00:34:45:66:1A:04
Printer2	00:34:45:66:1A:05



### E-MAP and Wireless Scheduling

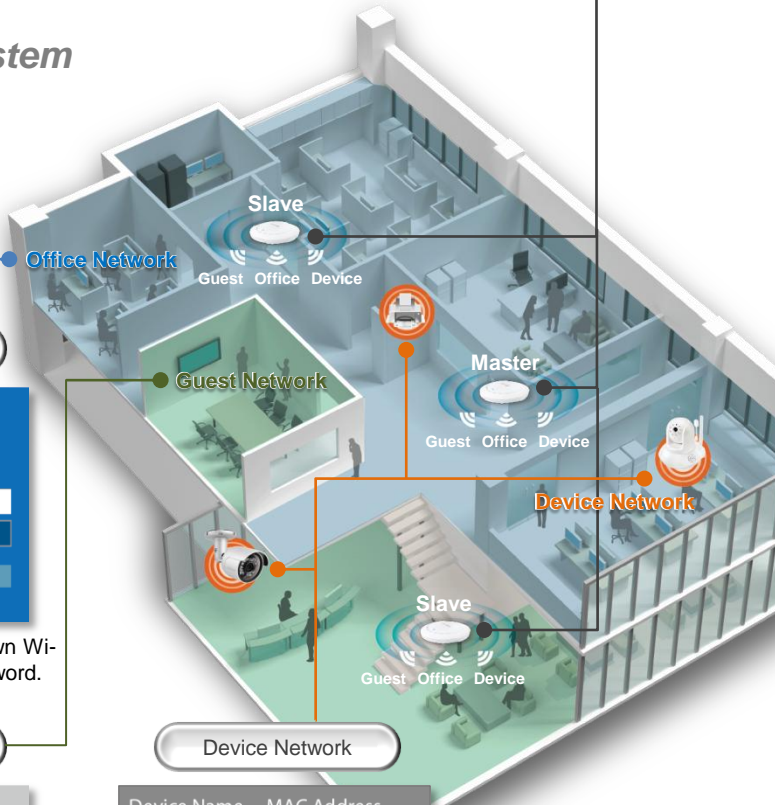
The office 1-2-3 features E-MAP system to let you put devices on a floor plan. Live AP coverage, number of wireless clients, channel, and AP loading are all visible on your screen. In addition, wireless scheduling lets you define when to provide wireless services to guest, office employee or devices, all on a separate schedule.

### Enhanced Performance with Advanced Wi-Fi Features

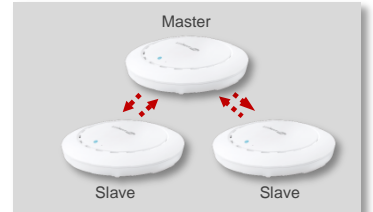
The Office1-2-3 includes three high performance AC1300 concurrent dual-band access points. Featuring 32MB of Flash and 256MB of D-RAM, more than double the memory size in current market. This hardware combination allows the system to offer Band Steering, 11AC Wave2, MU-MIMO, and AirTime Fairness functions and supports up to 100 users per AP. The APs can be powered by standard 802.3af/at PoE switch which makes it flexible and convenient for office network deployment.



## OFFICE 1-2-3 Office Wi-Fi System




### Self Management



Three APs are pre-configured and self-managed for easy setup.

### License-Free Intuitive UI



The icon based interface quickly setup networks in a few steps.

### E-MAP



Shows wireless coverage and status of your APs on E-MAP.

### Office Network

Each employee has his/her own Wi-Fi access account and password.

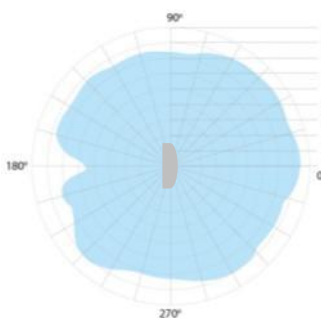
### Guest Network

Login to guest network via captive portal and SMS authentication.

### Device Network

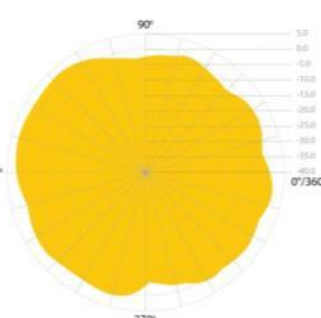
Device Name	MAC Address
IPCAM1	00:34:45:66:1A:01
IPCAM2	00:34:45:66:1A:02
IPCAM3	00:34:45:66:1A:03
Printer1	00:34:45:66:1A:04
Printer2	00:34:45:66:1A:05

Access Control List (ACL) to manage wireless equipment.



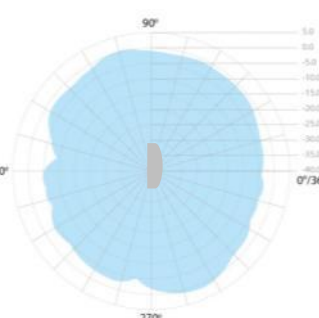
2.4GHz

2D Radiation Pattern@ Vertical



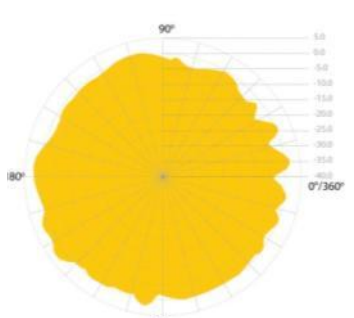
5GHz

2D Radiation Pattern@ Vertical



2.4GHz

2D Radiation Pattern@ Horizontal



5GHz

2D Radiation Pattern@ Horizontal



# Office Wi-Fi System

## SPECIFICATIONS

Hardware	
LAN Interface	Giga x 2
PoE	LAN1: PoE in
Antenna	Type: 4 x Built-In PIFA (2 x 2.4GHz, 2 x 5GHz) / Gain: 4dBi (2.4GHz), 5dBi (5GHz) Max.
Power	DC: 12V / 1A 802.3at (PoE Injector Optional)
Flash / DRAM	32MB / 256MB
Dimensions (L x W x H)	17.6 (D) x 3.2 (H) cm
Weight	342g
Power Consumption (Full Loading)	11W
Mounting	Ceiling
Reset	Reset
LED Indicator	1. Power LED 2. Diag LED
Environmental Conditions	Operating Temperature: 0°C (32°F) to 40°C (104°F) Operating Humidity: 90% or Less
Power Saving	802.3az
Internal Buzzer	Y
Housing	UL94-5VB Flammability Rating
Others	Kensington Security Slot & Ceiling/Wall Mount Holes
Wireless	
Standard	802.11 a/b/g/n/ac Concurrent Dual-Band
No. of Radios	2
Receiver Sensitivity	≤ -93Bm
Certification	CE/FCC
Band Steering	Y
AirTime Fairness	Y
Beamforming	Y
Number of SSIDs	3 Default SSIDs (Office, Guest, Device), total up to 32 SSIDs (16 (2.4GHz) + 16 (5GHz))
Performance	
Maximum Data Speed	400 + 867Mbps
Concurrent Clients	Up to 100 Per Radio
Security	
Encryption	WEP / WPA / WPA2
Wireless L2 Isolation	Y
Station Isolation	Y
IEEE 802.1x Authenticator	Y
EAP Authentication	PEAP
Hidden SSID	Y
MAC Address Filter	Y
Wireless STA	Y
Rogue AP Defection (w/ NMS)	Y
Software	
Wireless Mode	AP / WDS AP / WDS Bridge / Client
802.1q VLAN	Y (VID = 1-4095)
Spanning Tree	RSTP
QoS	WMM (802.11e) Max Associated Station No.
Pass-Through	IPv6 and VPN (PPTP, L2TP/IPsec)
DSCP (802.1p)	Y
Multicast Rate up to 54Mbps	Y
Management	
Configuration	HTTP/HTTPS CLI (Telnet, SSH)
Auto-Channel	Y
SNMP Private MIB	Y

Master AP Functions	
Group Management	Wireless Settings, LAN Settings, Firmware Upgrade, Guest Account Setting, Office Employee Account Settings, Device ACL Setting
RADIUS Server	Y (Up to 256 Accounts for Office Network)
Captive Portal	Y (Up to 128 Accounts for Guest Network. Supports Customized Company Logo, Message & Terms of Use and Account Ticket Generation.)
SMS Authentication	Y (Supports Pivo & Stream Telecom)
Device Network	Y (Up to 256 Mac Address for Access Control)
E-MAP	Y (Supports Multiple E-MAP Displays Wi-Fi Coverage, Signal Strength, Number of Clients and AP Loading)
Setup Wizard	Y (Easy 7-Step to Finish All Initial Settings)
Status Viewing	AP, Wi-Fi Client, Office Account, Guest Account and System Status
Account File Format	CSV File (Import & Export)
RF Specifications	
Frequency Band	•Radio I : 802.11b/g/n 2.412~2.484(GHz) •Radio II : 802.11a/n/ac 5.18~5.24(GHz), 5.745~5.825(GHz) (The supported frequency band is restricted by local regulations.)
Operation Channels	•2.4GHz : US/Canada 1-11; 2.412~2.462GHz Europe 1-13; 2.412~2.472GHz Japan 1-14; 2.412~2.484GHz •5GHz : Country dependent for the following ranges: <b>US/Canada:</b> Band 1:36, 40, 44, 48; 5.180~5.240(GHz) Band 2: 52, 56, 60, 64;5.260~5.320(GHz) Band 3: 100, 104, 108, 112, 116, 120, 124, 128, 132, 136, 140;5.500~5.700(GHz) Band 4:149, 153, 157, 161, 165; 5.745~5.825(GHz) <b>Europe:</b> Band 1:36, 40, 44, 48; 5.180~5.240(GHz) Band 2: 52, 56, 60, 64;5.260~5.320(GHz) Band 3: 100, 104, 108, 112, 116, 120, 124, 128, 132, 136, 140; 5.500~5.700(GHz)
Transmit Power	802.11b 20dBm@1Mbps 20dBm@2Mbps 20dBm@5.5Mbps 20dBm@11Mbps 802.11g 20dBm@6Mbps 20dBm@9Mbps 19dBm@12Mbps 19dBm@18Mbps 18dBm@24Mbps 18dBm@36Mbps 17dBm@48Mbps 17dBm@54Mbps 802.11gn (2.4G) 20dBm@MCS0/8 19dBm@MCS1/9 19dBm@MCS2/10 18dBm@MCS3/11 18dBm@MCS4/12 17dBm@MCS5/13 16dBm@MCS6/14 16dBm@MCS7/15 802.11a 19dBm@6Mbps 19dBm@9Mbps 18dBm@12Mbps 18dBm@18Mbps 17dBm@24Mbps 17dBm@36Mbps 16dBm@48Mbps 16dBm@54Mbps 802.11an(5G) 19dBm@MCS0/8 19dBm@MCS1/9 18dBm@MCS2/10 18dBm@MCS3/11 17dBm@MCS4/12 17dBm@MCS5/13 16dBm@MCS6/14 16dBm@MCS7/15 802.11ac 18dBm@MCS0 18dBm@MCS1 18dBm@MCS2 17dBm@MCS3 17dBm@MCS4 17dBm@MCS5 16dBm@MCS6 16dBm@MCS7 15dBm@MCS8 14dBm@MCS9
Receiver Sensitivity	802.11b ≤-93dBm@1Mbps ≤-85dBm@11Mbps 802.11g ≤-86dBm@6Mbps ≤-70dBm@54Mbps 802.11gn (2.4G) ≤-86dBm@MCS0 ≤-62dBm@MCS8 ≤-57dBm@MCS9 802.11a ≤-85dBm@6Mbps ≤-68dBm@54Mbps 802.11an(5G) ≤-85dBm@MCS0 ≤-64dBm@MCS7 802.11ac ≤-85dBm@MCS0 ≤-61dBm@MCS8 ≤-54dBm@MCS9
Package Contents	
Access Points	3 x AC1300 Ceiling Mount PoE Access Point
Mounting Brackets	3 x Ceiling-Mount & T-rail Mount Bracket Kit
Power Adapters	3 x 12V / 1A Power Adapter
Ethernet Cable	3 x Ethernet Cable
CD / Quick Installation Guide	CD (User Manual & Multi-Language Quick Installation Guide) / Printed Quick Installation Guide
Optional Accessories	
CAP1300 Office +1	Add-on Access Point for Office 1-2-3 Wi-Fi System
GP-101IT	IEEE802.3at Gigabit PoE+ Injector



Maximum performance, actual data rates, and coverage will vary depending on network conditions and environmental factors. Product specifications and design are subject to change without notice. Copyright © 2017 Edimax Technology Co. Ltd. All rights reserved.

www.edimax.com